

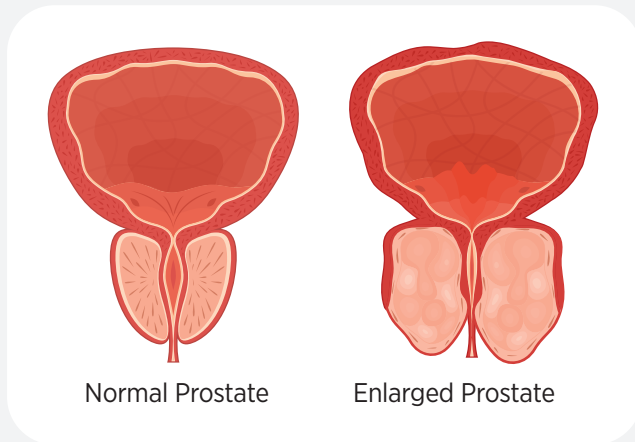


PROSTATE ARTERY EMBOLIZATION (PAE)

Non-Surgical Treatment for Enlarged Prostates

DO YOU HAVE AN ENLARGED PROSTATE?

When you urinate, urine travels through a tube called the urethra. The prostate sits just below the bladder, and the urethra passes through the prostate then continues all the way to the end of the penis.



A normal prostate is the size of a walnut in young men. As men age, the prostate often gets bigger. The extra tissue of the enlarged prostate (called “benign prostate hyperplasia,” or “BPH”) squeezes the urethra, often causing these symptoms:

- Urgent/more frequent need to urinate.
- Weak or interrupted urine stream.
- Bladder doesn’t empty completely when urinating.
- Difficulty starting to urinate.

ADVANTAGES OF PAE

- 1 Is less invasive than BPH surgery.
- 2 Doesn’t cause erectile dysfunction or bladder control issues.
- 3 General anesthesia is not needed, only “twilight sleep.”
- 4 Overnight stay is rarely necessary.
- 5 Side effects are temporary and manageable: soreness in pelvic area, possible nausea or fever.
- 6 Improvement in urination usually noticeable within three weeks.



TALK TO YOUR UROLOGIST TO SEE IF PAE IS RIGHT FOR YOU.

WHAT ARE MY TREATMENT OPTIONS?

The experienced, board-certified physicians of The Urology Group offer a wide range of options for BPH, from medications to minimally invasive interventions, to surgery, depending on what is best for each patient.

We partner with you from diagnosis through treatment and follow up to obtain the best outcome. Together, we can decide which option is best for you.



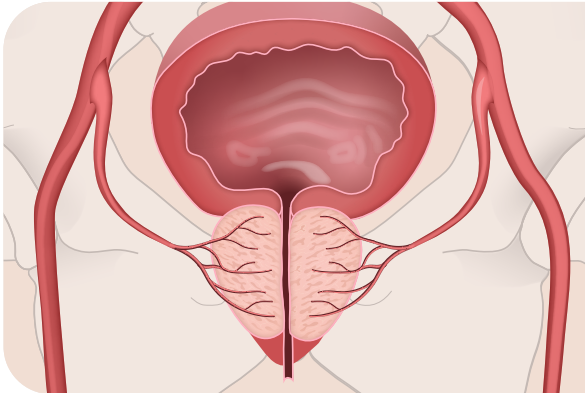
Medications



Minimally invasive treatments, including PAE



Surgery

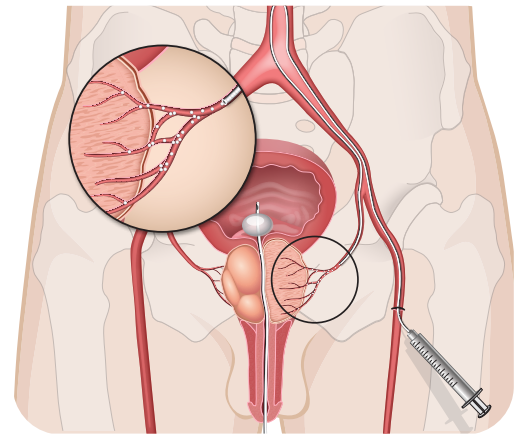


WHAT IS PAE?

Prostate artery embolization (PAE) is a minimally invasive, non-surgical procedure that shrinks the prostate by cutting off its blood supply. The procedure is performed in an outpatient setting with no need for general anesthesia.

HOW PAE WORKS

1. Your doctor makes a small puncture in an artery in your thigh or wrist to guide a microcatheter (tiny flexible tube) into the prostate arteries.
2. Tiny beads are inserted into the tube.
3. The beads become lodged in the prostate arteries and block blood flow to the prostate.
4. Since blood flow is blocked, excess prostate tissue shrinks, reducing the size of your prostate.



THE
IR CENTER
OF GREATER CINCINNATI



urologygroup.com

PAE TREATMENT IS OFFERED AT OUR NEW FACILITY NEAR OUR NORWOOD CAMPUS.

The IR Center of Greater Cincinnati offers interventional radiology treatments for patients of The Urology Group.



Talk to your Urologist to see if PAE is right for you.

4746 Montgomery Rd. | Suite 201B
Cincinnati, OH 45212

TALK TO YOUR UROLOGIST TO SEE IF PAE IS RIGHT FOR YOU.